

# StarMem 4-6

Resorbable Collagen Membrane

## INSTRUCTIONS FOR USE

### Intended Use:

*StarMem 4-6* Resorbable Collagen Membrane is a bioresorbable, implantable collagen material that is intended for use in oral surgery procedures as a material for placement in the area of dental implant, bone defect or ridge reconstruction to aid in wound healing.

### Description:

*StarMem 4-6* is a white, nonfriable membrane matrix engineered from highly purified type I collagen fibers derived from porcine Achilles tendon. *StarMem 4-6* is resorbable which eliminates the need for a second surgical procedure that is normally required to remove a non-resorbable membrane.

*StarMem 4-6* has a morphology of dense oriented fibers for mechanical strength. Macromolecular permeation studies have shown that the membrane is permeable to macromolecules. Its porosity is such that it effectively retards epithelial down growth and prevents gingiva connective cell migration into the wound site. The semi-permeability properties of the membrane permit the exchange of essential nutrients for wound healing.

*StarMem 4-6* is sterile, non-pyrogenic, and for single use only.

### Administration:

*StarMem 4-6* is packaged in a double sterile pouch. The outer pouch should be opened carefully, allowing the inner pouch to be placed onto a sterile field. The membrane should be removed from the inner pouch with sterile gloves or instruments.

The periodontal defect or bone defect is exposed by a mucoperiosteal flap and basic surgical procedures are performed (e.g. curettage). The clinician should perform thorough debridement and good planing of the defect. Space-making material such as autologous bone, demineralized bone matrix and ceramic materials may be used to fill the defect. As much tissue as possible, should be preserved to allow for primary closure of the wound and correct positioning of the flaps.

*StarMem 4-6* can be placed either dry or hydrated. If the clinician prefers the handling characteristics of the hydrated collagen, the membrane can be hydrated in sterile water or saline solution for approximately five minutes prior to the final placement.

*StarMem 4-6* can be trimmed to the size and shape of the defect in the dry or wet state using sharp, sterile scissors.

*StarMem 4-6* should overlap the walls of the defect by at least 2 mm to allow complete bone contact and to prevent gingival connective tissue invasion below the material.

Fixation of the membrane may be indicated to avoid displacement due to loading or mobilization. The membrane can be sutured in place using absorbable sutures and a non-cutting needle. Resorbable tacks can also be used to affix the membrane. The mucoperiosteal flap is sutured over the collagen membrane and the wound should be closed

completely to avoid accelerated resorption due to membrane exposure.

### Post-operative Procedures:

*StarMem 4-6* is completely resorbable and should not be removed. Patients should rinse with an antimicrobial agent such as chlorhexidine gluconate (Peridex) twice daily for four weeks following surgery. Beginning 24 hours after surgery, the wound site may be additionally swabbed with a cotton-tipped applicator dipped in the antimicrobial agent.

The patient should refrain from brushing the treated area for two weeks following the surgery. After this period, the patient may be instructed to gently brush the area with a soft toothbrush. Dental floss should not be used prior to four weeks following surgery. Coronal scaling and prophylaxis can be performed at follow-up visits, if indicated.

The patient should be seen seven to ten days following surgery for wound evaluation and removal of any closing sutures or periodontal packing. These follow-up visits should be repeated every two weeks thereafter, up to eight weeks following surgery. The patient may return to normal oral hygiene routine.

*StarMem 4-6* is essentially resorbed in approximately 6 months following surgery. However, probing and subgingival scaling should not be performed prior to six months following surgery to prevent damage to immature tissues. Other assessments of clinical health may be repeated, including plaque, bleeding and tooth mobility indices.

### Contraindications:

*StarMem 4-6* is contraindicated in patients who have:

- acute infections or contaminated wound in the oral cavity
- known allergy to collagen of animal origin
- clinically significant renal, hepatic, cardiac, endocrine, hematologic, autoimmune or systemic disease, which in the physician's judgment, will prevent safe implantation or likely healing.

### Warning:

Clinicians should use care in screening their patients for any known allergies to collagen.

### Precautions:

As with all surgical procedures, caution should be exercised when treating medically compromised patients such as patients receiving long-term steroidal therapy or currently taking anticoagulants. Patients with clinically significant systemic diseases, indicating a history of anaphylactic reactions, autoimmune diseases, uncontrolled diabetes or severe hypertension have not been implanted with the membrane; therefore, the safety and effectiveness for those patients have not been determined. The membrane has not been evaluated in pregnant women, children and/or in patients with conditions involving extremely severe defects with little peridontium or bone.

*StarMem 4-6* cannot be re-sterilized or re-used. Open, unused *StarMem 4-6* must be discarded. In vivo stability may be adversely affected if re-sterilized. Cross-contamination and infection may occur if re-used.

Do not use if the product sterilization barrier or its packaging is compromised.

### Adverse Reactions:

Possible complications that can occur with any dental surgery include infection, swelling of the intraoral tissue, thermal sensitivity, gingival recession, excessive gingival bleeding, flap sloughing, resorption or ankylosis, with loss of crestal bone height, pain, or complications associated with the use of anesthesia. Minor discomfort may occur for a few days.

### Storage:

The product should be stored at room temperature (15°C to 30°C). Avoid excessive heat and humidity.

### How Supplied:

One (1) membrane per package:











Catalogue Number	Size
SM1520	1.5 cm x 2.0 cm
SM2030	2.0 cm x 3.0 cm
SM3040	3.0 cm x 4.0 cm

### Caution: (Rx only)

Federal (U.S.A) law restricts this device to sale by or on the order of a physician or dentist.

### Labeling Symbols:

Symbols may be used on some international package labeling for easy identification.

	See instructions for use
	Expiration Date
	Do not reuse after opening
	Lot number
	Method of sterilization – gamma
	Temperature Limitation
	Catalog Number
	USA law restricts this device to sale by or on the order of physician
	Manufacturer
	Do not use if the product sterilization barrier or its packaging is compromised.

### Distributed by:

PARK DENTAL RESEARCH CORPORATION  
2401 N. Commerce  
Ardmore, OK 73401  
Phone: 800-243-7372  
Fax: 214-233-7279  
www.parkdentalresearch.com

### Manufacturer:

Collagen Matrix, Inc.  
15 Thornton Road  
Oakland, NJ 07436 USA

Made in the USA